

Researcher Profile Report

Mapping Study of Development Researchers in Ireland May – September 2014

presented to the DSAI AGM on
27th November 2014

conducted by

Deirdre Healy
Kimmage Development Studies Centre

on behalf of the
Development Studies Association of Ireland

Background

The Development Studies Association of Ireland (DSAI) aims to act as a national platform for researchers, policy-makers and practitioners working in the area of international development. A key function of the association is to generate critical debate, identify gaps in knowledge and to encourage collaboration between researchers, policy makers and practitioners. In this way, the DSAI also aims to connect researchers and to promote research for development in Ireland. In order to achieve this aim the DSAI acknowledged that more information about development researchers, their areas of research and their associated organisations/institutions was needed. The DSAI Steering Committee therefore set out to undertake a comprehensive mapping study in order to generate a realistic picture and understanding of the nature of the development research community.

In response to the public tender process, DSAI Steering Committee then contracted Kimmage Development Studies Centre to conduct the study in accordance with the Terms of Reference and research aims.

Research Purpose:

- To undertake a scoping study of development researchers in order to more fully understand their areas of interest and research outputs.
- To provide support and recognition and opportunities for connection between development researchers.

The DSAI aimed that a database would be the primary output from this mapping study which would be hosted on the DSAI website and also be compatible with existing DSAI membership profiles. It was envisaged that this database would be searchable under various headings, regional area of focus for research, country focus and particularly by the 'broad categories' and 'key words' that captured by the research. It was also hoped that this database would become an open-ended project and that researchers will continue to complete the questionnaire and be part of the DSAI Researchers Database after the initial mapping period.

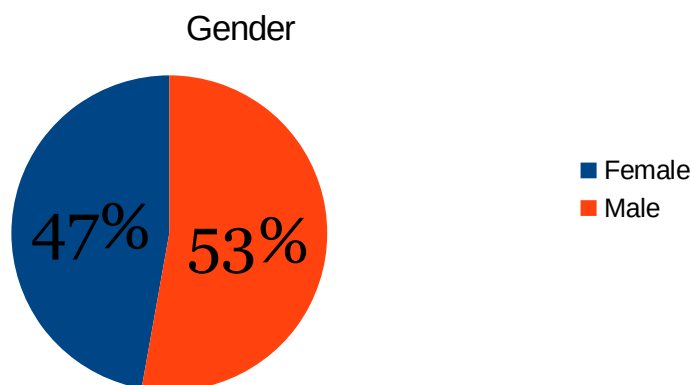
Introduction

Every effort was made to disseminate the announcement of the study as widely as possible with the development and academic communities and the mapping study went 'live' on 5th August. The closing date for questionnaires was extended to 30th September. We received 106 completed questionnaires and this report is based on the information contained in those returned questionnaires.

The information also forms the basis the DSAI Researcher Database now available on the DSAI website. We hope that this is a really useful tool for development researchers and therefore achieves the objectives of the mapping study but also fulfils the aims of the DAI itself. We hope you find it interesting reading and as most of the data speaks for itself we have inserted very little additional text. But should you have questions about any aspect of the Mapping Study please contact Deirdre Healy: deirdre.healy@kimmagedsc.ie. The research period is now over and all queries about the Researcher Database should be directed to the DSAI Co-ordinator.

Gender

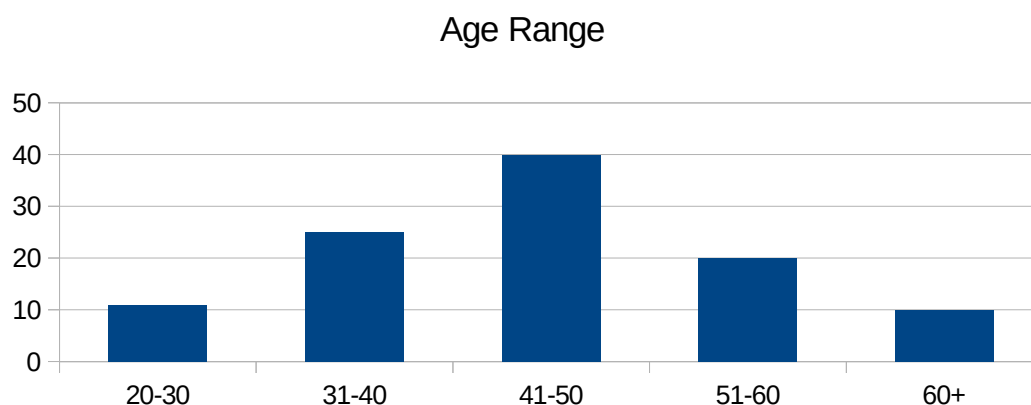
Gender	Number of Respondents	
Male	56	53%
Female	50	47%



As this graph shows there is very little difference in the gender of researchers with an almost equal number of men and women engaged with development research.

Age Range

Age Ranges	Number of Respondents	
Aged 20-30 years	11	10.3%
Aged 31- 40 years	25	23.5%
Aged 41 -50 years	40	37.8%
Aged 51 – 60 years	20	18.9%
Over 60 years	10	9.4%

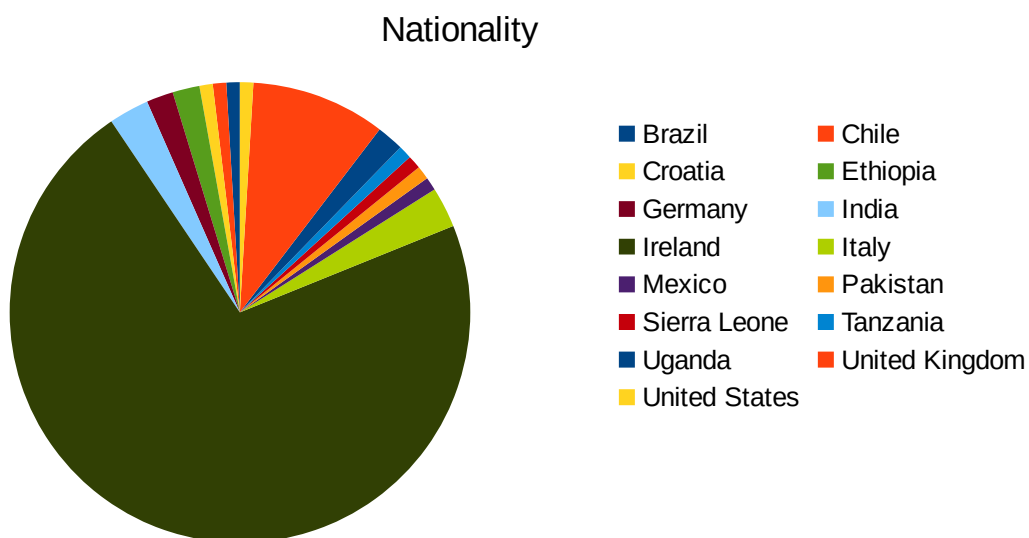


Almost 40% of researchers are between 41- 50 years of age. With an almost equal number of researchers retiring as entering into the sector.

Nationality

Nationality	Number of Respondents	
Ireland	76	71.6%
UK	10	9.4%
India	3	2.8%
Italy	3	2.8%
Ethiopia	2	2%
Germany	2	2%
Uganda	2	2%

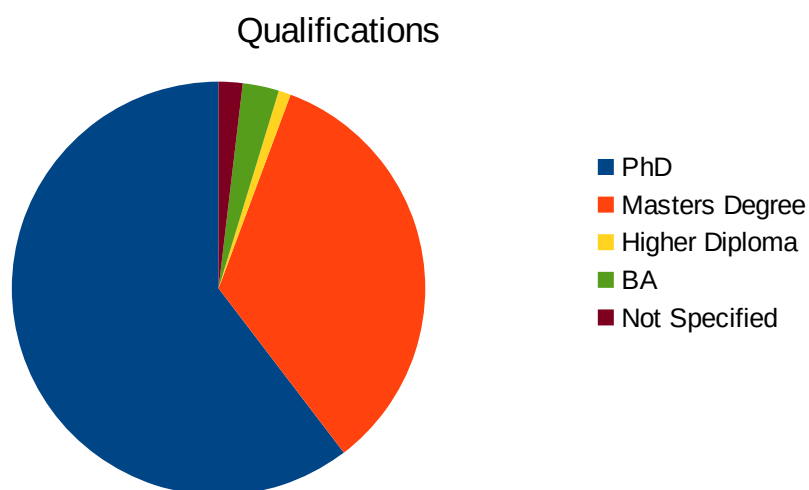
Nationalities with one respondent include: Brazil, Chile, Croatia, Mexico, Pakistan, Sierra Leone, Tanzania and USA.



Unsurprisingly the majority of researchers are Irish at 70%. There are significant numbers from outside of Ireland which reflects the heterogeneous nature of Ireland's population.

Qualifications

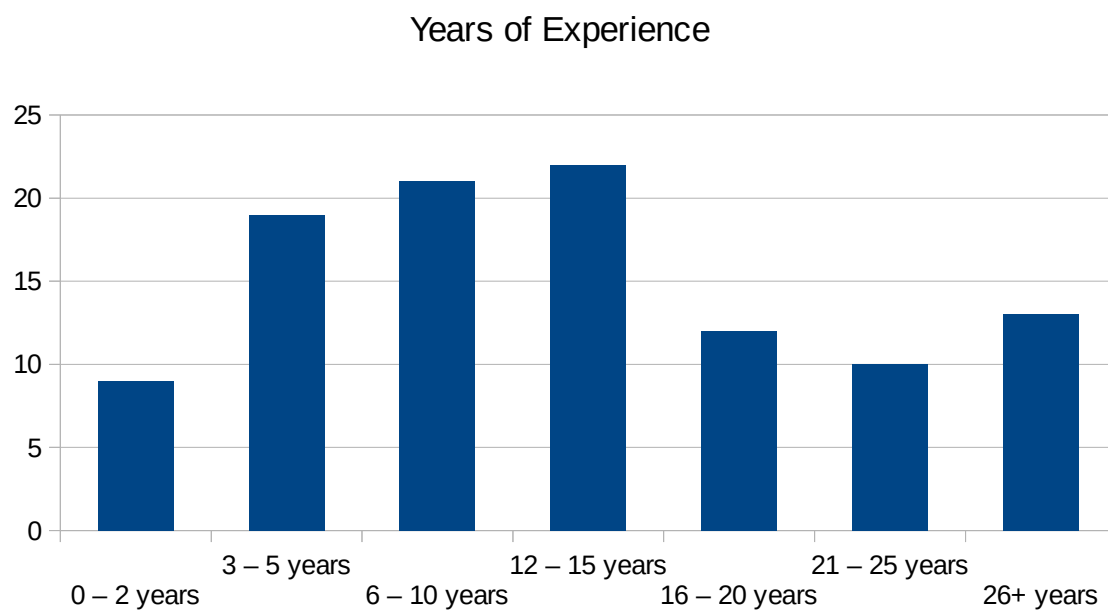
Highest Qualification Obtained	Number of Respondents	
Ph.D.	64	60%
Masters Degree	36	34%
Higher Diploma	1	1%
BA	3	3%
Not Specified	2	2%



60% of the respondents have Ph.D and it should be noted that a significant number of the MA students are currently studying in a Ph.D programme.

Years of Research Experience

Years of Experience	Number of Respondents	
0 – 2 years	9	8.5%
3 – 5 years	19	18%
6 – 10 years	21	20%
12 – 15 years	22	21%
16 – 20 years	12	11%
21 – 25 years	10	9.5%
26+ years	13	12%



The data shows that the majority of the respondents have significant research experience.

Institution/Organisation

Respondents with Academic Institutions	85	80%
Respondents with NGOs & other organisations	21	20%

Academic Institutions/Organisations

Academic Institutions	Number of Respondents	As % of Total Respondents	As % within Academic Institutions
Trinity College Dublin	19	18%	22%
University College Dublin	12	11%	14%
Dublin City University	10	9%	10.5%
NUI Maynooth	7	6.6%	8.2%
University College Cork	6	5.6%	7%
NUI Galway	5	4.7%	5.9%
Royal College of Surgeons in Ireland	5	4.7%	5.9%
University of Limerick	5	4.7%	5.9%
Kimmage Development Studies Centre	3	2.8%	3.5%
St Patrick's College	3	2.8%	3.5%
Mary Immaculate College	2	2%	2.5%
Dublin Institute of Technology	1	1%	1.2%
Liverpool School of Tropical Medicine	1	1%	1.2%
Queen University	1	1%	1.2%
St Angela's College, Sligo	1	1%	1.2%
University College London	1	1%	1.2%
University of Ulster	1	1%	1.2%
Retired	2	2%	2.5%
Total	85		

Non-Academic Organisation:

Organisation Type	Number of Respondents	
National NGOs	4	3.8%
Development Education	4	3.8%
INGOs	3	3%
Statutory Agency	3	3%
Independent	3	39%
UN Agencies	2	2%
Missionary/Faith Based	2	2%
Total	21	

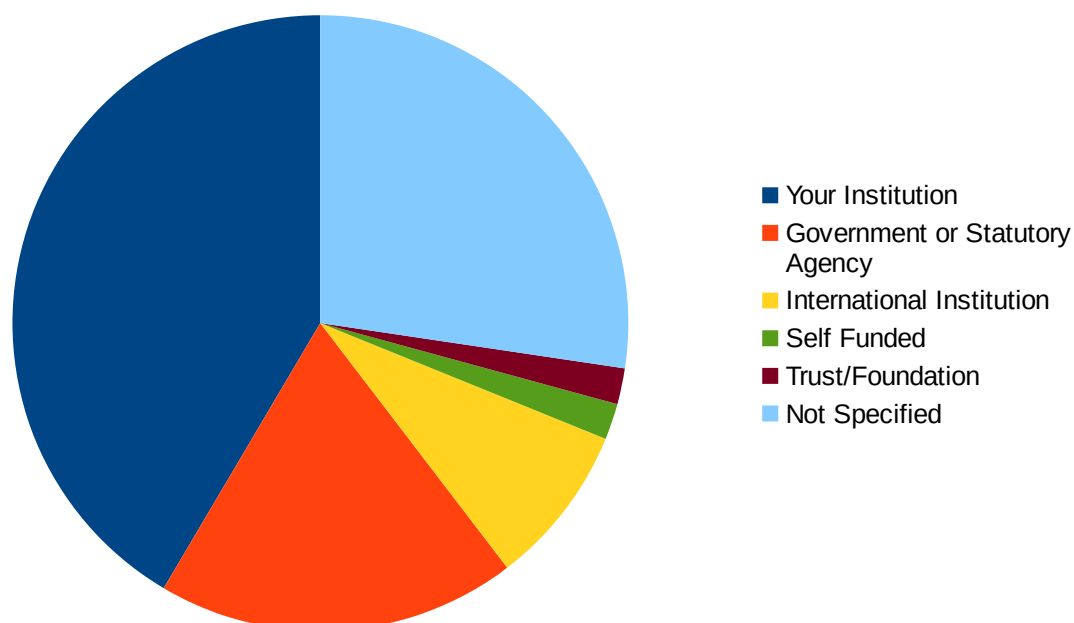
Organisation	Number of Respondents
Comhlamh	3
Centre of Global Education, Belfast	1
Concern	1
DESSA – Disability Equality Specialist Support Agency	1
Disability Action	1
Health Service Executive (HSE)	1
Involve – Voice of the Traveller	1
Medical Missionaries of Mary	1
Misean Cara	1
Oxfam Ireland	1
Riordan Economics	1
Sentio Consulting	1
Social Justice Ireland	1
Sport4Development	1
Sports Against Racism	1
Teagasc	1
UNDP	1
UNICEF	1
Independent	1
Total	21

Research Funding

Funding Body	Number of Respondents	
Your Institution	44	41.5%
Government or Statutory Agency	20	18.8%
International Institution	9	8.5%
Self Funded	2	2%
Trust/Foundation	2	2%
Not Specified	29	27.3%

Other Funders identified (some as secondary funders)

My institution (2), EU (2), Irish Aid (3) Academy in Finland, ACP Bizclim, ERC, ERF, EPA, Individual Awards, IRCHSS, Irish Research Council, Luxembourg AFR, Marie Curie Fellowship, Post Soviet Tensions, Other Universities, RIA, Teagasc, Trocaire, Vita, WHO



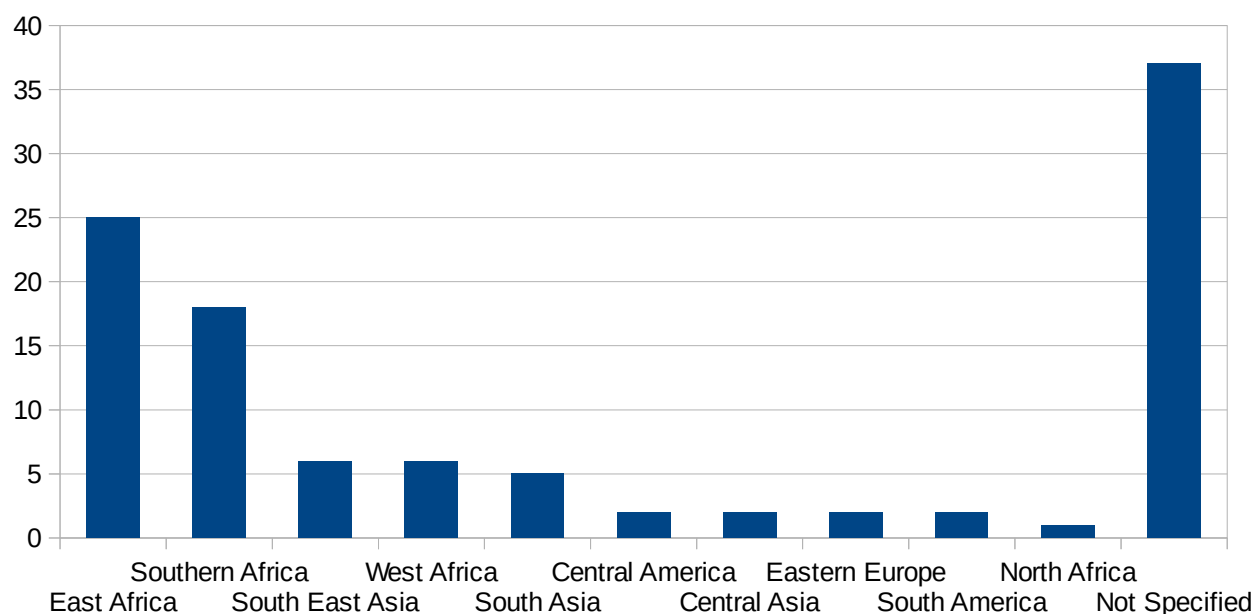
40% of respondents identified their own institution and the primary funder of their research with another 19% identifying funding coming from Government or Statutory Agencies. Many respondent identified that more than one funder for a specific research project.

Regional Focus of Research

A third of respondents did not specify a regional or country focus although more than one country was open for selection, the reason for this aren't immediately clear and further investigation may be needed.

Regional Focus	Number of Respondents	
East Africa	25	23.5%
Southern Africa	18	17%
South East Asia	6	5.6%
West Africa	6	5.6%
South Asia	5	4.7%
Central America	2	2%
Central Asia	2	2%
Eastern Europe	2	2%
South America	2	2%
North Africa	1	1%
Not Specified	37	35%

Regional Focus



Country Focus

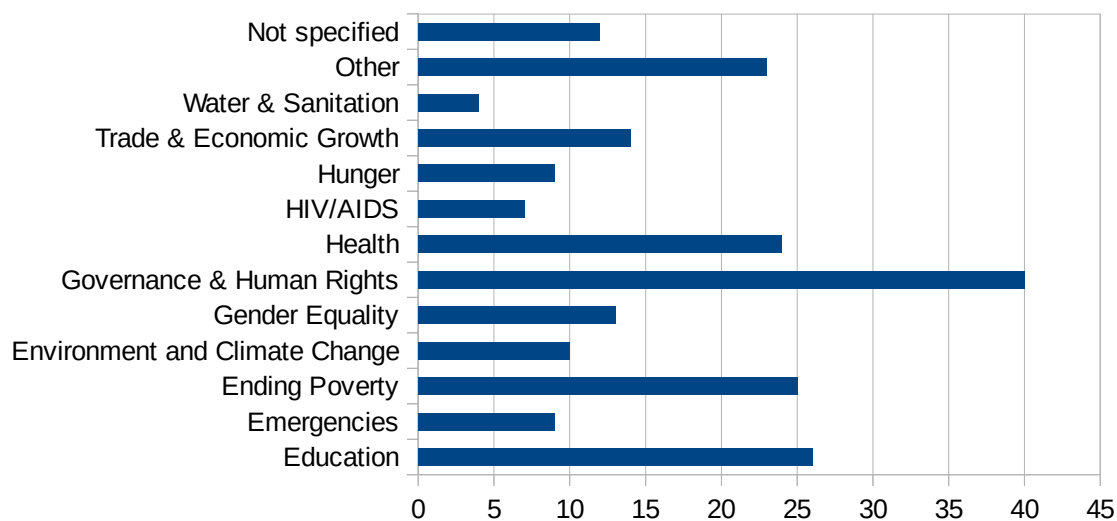
	Country	Number of Respondents	
1.	Ireland	18	17%
2.	Malawi	12	11.3%
3.	Tanzania	9	8.5%
4.	Kenya	7	6.6%
5.	Ethiopia	6	5.5%
6.	Rwanda	6	5.5%
7.	Uganda	6	5.5%
8.	India	5	4.7%
9.	South Africa	5	4.7%
10.	Zambia	4	3.7%
11.	Mozambique	3	2.8%
12.	Sierra Leone	3	2.8%
13.	Kazakhstan	2	2%
14.	Nepal	2	2%
15.	Nigeria	2	2%
16.	Philippines	2	2%
17.	Thailand	2	2%
18.	UK	2	2%
19.	Angola	1	1%
20.	Burundi	1	1%
21.	Colombia	1	1%
22.	DRC	1	1%
23.	Egypt	1	1%
24.	Georgia	1	1%
25.	Indonesia	1	1%
26.	Kyrgyzstan	1	1%
27.	Liberia	1	1%
28.	Malaysia	1	1%
29.	Myanmar	1	1%
30.	Pakistan	1	1%
31.	Panama	1	1%
32.	Serbia	1	1%
33.	Sudan	1	1%
34.	Tajikistan	1	1%
35.	Timor Leste	1	1%
36.	Turkmenistan	1	1%
37.	USA	1	1%
38.	Uzbek	1	1%
39.	Vietnam	1	1%
40.	Yemen	1	1%
41.	Zimbabwe	1	1%
	Not Specified	34	32%

Broad Categories

Respondents were requested to situate their research within these broad categories. These categories were aligned with Irish Aid current priority areas. Over 20% stated that their research areas are outside of the categories given and 11% did not specify and this reflected that some of these respondents are not currently engaged with a research project.

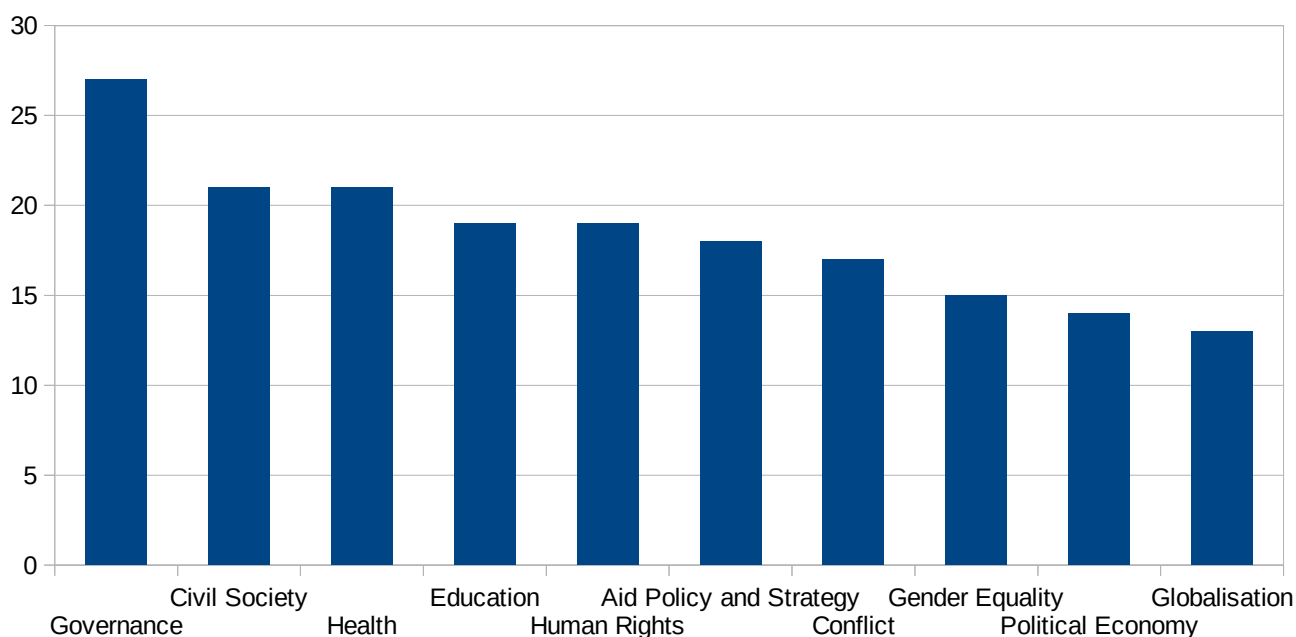
Broad Categories	Number of Respondents	
Education	26	24%
Emergencies	9	8.5%
Ending Poverty	25	23.5%
Environment and Climate Change	10	9.4%
Gender Equality	13	12%
Governance & Human Rights	40	37.7%
Health	24	22.6%
HIV/AIDS	7	6.6%
Hunger	9	8.5%
Trade & Economic Growth	14	13.2%
Water & Sanitation	4	3.7%
Other	23	21.6%
Not specified	12	11.3%

Broad Categeorgies



Key Words

Respondents were asked to select up to five key words from a list of 50:
These are the top ten key words chosen the most often:



Key Words	Times Selected	%
Governance	27	25.5%
Civil Society	21	19.8%
Health	21	19.8%
Education	19	17.9%
Human Rights	19	17.9%
Aid Policy and Strategy	18	16.9%
Conflict	17	16%
Gender Equality	15	14%
Political Economy	14	13.2%
Globalisation	13	12.2%

A quarter of all respondents indicated that their research is focussed on Governance with another fifth involved in the areas of Civil Society and Health. As respondents were asked to select up to five key words these areas are therefore not mutually exclusive.

Respondents requested to assign 5 keys words from a list of 50. Twelve respondents did not select any key words.

Key Words	Times Selected
Advocacy	7
Agriculture	10
Aid Policy & Strategy	18
Anthropology	10
Communications	8
Change Management	4
Civil Society	21
Children	9
Conflict	17
Disability	6
Economics	10
Education	19
Emergency Response	5
Environment/Climate Change	11
Ethics	5
Finance	0
Fragile States	8
Gender Based Violence	3
Gender Equality	15
Globalisation	13
Governance	27
Health	21
HIV/AIDS	7
Human Rights	19
Hunger	5
ICT	7
Knowledge Management	4
Land Reform	0
Livelihoods & Resilience	7
Project/Programme Management	2
Public/Private Partnerships	2
Media	5

Key Words	Times Selected
Micro Finance	0
Migration	3
Minorities	4
Natural Resource Management	3
Rural Development	9
Peace & Security	10
Political Economy	14
Population	2
Poverty Reduction	9
Sciences	0
Social Inclusion	8
Social Protection	5
Taxation	2
Technology	3
Trade & Economic Growth	6
Urbanisation	1
Water & Sanitation	2
Youth	4

Other Key Words Suggested					
1	Abortion		36	Epidemiology	
2	Active Learning		37	Ethnic Minorities	
3	Adaptive Theory		38	European	
4	African Democracy		39	Equality	2
5	Autoethnography		40	Faith	
6	Basis of Development		41	FDI	
7	Bee-keeping Development		42	Food Security	
8	BEPS		43	Gender Main-streaming	
9	Business Climate		44	Geography	
10	Business & Development		45	GIS	
11	Capacity Development	4	46	Global Citizenship	2
12	Children's Voices		47	Global Justice	
13	Civic Education		48	Health Policy	
14	Combating Racism		49	Health Promotion	
15	Collective Action		50	Health Systems	
16	Communities of Practice		51	Health Workforce	
17	Community Development		52	History	
18	Comparative		53	History of Development	
19	Conflict Management		54	Human Security	2
20	Conflict Transformation		55	Humanitarian Action	2
21	Controversial Issues		56	Inequality	
22	Critical Realism		57	Identity	
23	Deliberation		58	Infectious Diseases	
24	Democratisation		59	Information Systems	
25	Democracy	4	60	Irish Travellers	
26	Development		61	Journalism	
27	Development Discourses		62	Justice	3
28	Development Education	2	63	Malaria	
29	Development Informatics		64	Mapping	
30	Disasters		65	Maternal Health	
31	Discrimination		66	Microsimulation	
32	Educators		67	Methodologies	
33	Empowerment		68	Migration	
34	Emotive & Contested Histories		69	Mobile	
35	Environmental Rights		69	Mobile Health	

Other Key Words Suggested					
70	Morphogenetic Approach		103	Sport & Development	
71	Natural Hazards		104	Stakeholder Management	
72	NGOs	3	105	State Decision-making	
73	North/South		106	State Policy	
74	Nutrition		107	Storytelling	
75	OECD		108	Sustainable Development	
76	Participation	2	109	Teachers	
77	Participatory Approaches to Ed		110	Teaching	
78	Peace Building		111	Transitions	
79	Peace Keeping		112	Transnational Corporations	
80	Phone		113	Vaccines	
81	Political Extremism		114	Volunteering	2
82	Political Reform	2	115	Women	
83	Politics				
84	Policy				
85	Policy Development				
86	Power				
87	Power Analysis				
88	Primary Education				
89	Public Goods				
90	Qualitative				
90	Quality of Life				
91	Recognition of Rights				
92	Reflexive methodology				
93	Refugees & IDPs				
94	Religion	2			
95	Resistance	2			
96	Second Trimester Abortion				
97	Security Development Nexus				
98	Sex Selection				
99	State Building				
100	Social Movements				
101	Social Transformation				
102	Sport				